

July 30, 2022

To,
Listing Department,
BSE Limited
Phiroze Jeejeebhoy Towers,
Dalal Street,
Mumbai - 400 001

Scrip Code- 539402

Dear Sir / Madam,

Sub: Revised Financials of March 2022

Please find attached the revised Financials for Quarter/Year ended March 2022 as per query received from BSE.

You are requested to kindly update above information on your record.

Thanking You,

FOR VAKSONS AUTOMOBILES LIMITED

MUSKAN
KACHHAWAHA

Digital signed by MUSKAN KACHHAWAHA
DN: cn=MUSKAN KACHHAWAHA, o=Vaksons
Private Limited, email=MUSKAN.KACHHAWAHA@VAKSONS.COM, c=IN
577C35D06413023205BFAACD01517D66,
c=MUSKAN KACHHAWAHA
Date: 2022.07.30 19:32:51 +05:30

MUSKAN KACHHAWAHA
(Company Secretary & Compliance Officer)



VAKSONS FORCE

(Vaksons Automobiles Ltd.)

(Formerly known as Vaksons Automobiles Pvt. Ltd.)

(An ISO 9001:2008 certified Company)

Authorised Dealer : LCVs > MUVs > SCVs

Corp. Off.: A-Block, Shubham Gardens Complex, Murthal Road, Sonapat-131 001 (Haryana) INDIA
Telefax : 0130-2218572, 9354833999, 9315033555

Regd. Off.: 105, 1st Floor, Barodia Tower, D Block, Prashant Vihar, New Delhi-110085
E-mail : vakson.force@gmail.com, Website : www.vaksonsautomobiles.in

VAKSON AUTOMOBILES LIMITED

CIN: L51502DL2003PLC119052

Registered Office: 105, 1st Floor, Barodia Tower, Plot No. 12, D Block, Central Market, Prashant Vihar, New Delhi 110085

Statement of Standalone Audited Financial Results for the Quarter and Year Ended 31.03.2022

Particulars		Quarter Ended			Year Ended	
		31-03-2022	31-12-2021	31-03-2021	31-03-2022	31-03-2021
A	Date of start of reporting period	01-01-2022	01-10-2021	01-01-2021	01-01-2021	01-01-2020
B	Date of end of reporting period	31-03-2022	31-12-2021	31-03-2021	31-03-2022	31-03-2021
C	Whether results are audited or unaudited	Audited	Unaudited	Audited	Audited	Audited
Part I						
I	Revenue From Operations					
	Net sales or Revenue from Operations	18.07	12.80	-	30.87	54.91
II	Other Income					0.42
III	Total Revenue (I + II)	18.07	12.80	-	30.87	55.33
IV	Expenses					
(a)	Cost of materials consumed					
(b)	Purchases of stock-in-trade					54.37
(c)	Changes in inventories of finished goods, work-in-progress and stock-in-trade					
(d)	Employee benefit expense	0.59	2.80	1.51	4.39	1.87
(e)	Finance Costs	0.98	0.05	0.16	1.12	0.82
(f)	Depreciation and amortisation expense	3.17	1.59	7.65	6.34	7.65
(g)	Other Expenses	3.64	5.70	17.58	13.97	24.18
	Total expenses	8.38	10.13	26.90	25.83	88.88
V	Profit (loss) before Exceptional and Extraordinary Items and					
VI	Exceptional items	9.69	2.67	(26.90)	5.04	(33.54)
VIII	Profit (loss) before Tax (VII-VIII)	9.69	2.67	(26.90)	5.04	(33.54)
X	Tax Expense					
(a)	Current Tax					
	(Less) :- MAT Credit	0.79			0.79	
	Current Tax Expense Relating to Prior years					
(b)	Deferred Tax (Asset)/Liabilities	0.26			0.26	0.20
XI	Net Profit/Loss for the period from Continuing Operations (IX-X)	8.64	2.67	(26.90)	3.99	(33.74)
XII	Profit (Loss) from Discontinuing Operations					
XIII	Tax Expenses of Discontinuing Operations					
XIV	Net Profit (Loss) from Discontinuing Operations after tax (XII-XIII)					
XV	Profit (Loss) for the period (XI+XIV)	8.64	2.67	(26.90)	3.99	(33.74)
XVI	Other Comprehensive Income					
	a. i). Amount of item that will not be reclassified to profit or loss					
	ii). Income tax relating to items that will not be reclassified to profit or loss					
	b. i). Item that will be reclassified to profit or loss					
	ii). Income tax relating to items that will be reclassified to profit or loss					
XVII	Total Comprehensive Income	0.00	0.00	0.00	0.00	0.00
	Total Comprehensive Income [Comprising Profit for the Period (After tax) and Other comprehensive income] (XV+XVII)	8.64	2.67	(26.90)	3.99	(33.74)
XVIII	Details of equity share capital					
	Paid-up equity share capital (Face Value of Rs. 10/- per equity share)	1,052.05	1,052.05	1,052.05	1,052.05	1,052.05
	Face value of equity share capital (Per Share)	Rs. 10/-	Rs. 10/-	Rs. 10/-	Rs. 10/-	Rs. 10/-
XIX	Earnings per share (Not Annualized for Quarter and Year ended)	0.08	0.03	(0.26)	0.04	(0.32)
(a)	Earnings per share - Continuing Operation (Not Annualised for Year ended)					
	Basic earnings per share before extraordinary items	0.08	0.03	(0.26)	0.04	(0.32)
	Diluted earnings per share before extraordinary items	0.08	0.01	(0.05)	0.04	(0.32)
(b)	Earnings per share Discontinuing Operation (Not Annualised for Quarter and Year ended)					
	Basic earnings per share after extraordinary items	0.00	0.00	0.00	0.00	0.00
	Diluted earnings per share after extraordinary items	0.00	0.00	0.00	0.00	0.00
(c)	Earnings per share (Not Annualised for Quarter and Year ended)					
	Basic earnings per share before extraordinary items	0.08	0.03	(0.26)	0.04	(0.32)
	Diluted earnings per share before extraordinary items	0.08	0.01	(0.05)	0.04	(0.32)


Notes:-

Notes to Standalone Audited financials results for the year ended 31st March 2022:

1. These results have been prepared in accordance with the Indian Accounting Standards (referred to as "Ind AS") 34 Interim Financial Reporting prescribed under Section 133 of the Companies Act, 2013 read with Companies (Indian Accounting Standards) Rules as amended from time to time.
2. The company has been migrated from the SME platform of Bse to main board on 13th October 2021 and hence these results have been prepared by adopting the Indian Accounting Standard.
3. The company has adopted Indian Accounting Standards (IND-AS) notified under section 133 of Companies Act, 2013 (the Act) read with Companies (Indian Accounting Standard) Rules 2015, from April 01, 2021 and the effective date of such transition is April 01, 2020, such transition has been carried out from the erstwhile Accounting Standard notified under the Act, (collectively referred to as previous GAAP)
4. The Audit Committee has reviewed the above results and the Board of Directors has approved the above results and its release at their respective meetings held on May 26, 2022.
5. The IND-AS Compliant financial results pertaining to the year ended on March 31, 2022 have not been subject to Limited Review by the Statutory Auditors. However, the Management has exercised necessary due diligence to ensure that such financial results provide a true and fair view of its affairs.
6. As required by para 32 of IND AS 101, there is no change in the figures reported under the previous GAAP and IND-AS.
7. The Company has single reportable business segment. Hence, no separate information for segment wise disclosure is given in accordance
8. The figures for the corresponding previous period have been regrouped/ reclassified wherever necessary, to make them comparable.
9. The outbreak of Coronavirus (COVID-19) pandemic globally and in India is causing significant slow disturbance and slowdown of economic activity. The company has evaluated impact of
10. The aforesaid Quarter and Yearly Financial Results are also being disseminated on the website of the Company i.e. (<https://vaksonautomobiles.com/investor-relations.php>)


Place:- Haryana
Date:- 26th May 2022

For and on behalf of the board
Vaksons Automobiles Limited


Satender Kumar Jain
Director
DIN : 02734794

VAKSONS AUTOMOBILES LIMITED**(CIN NO. L51502DL2003PLC119052)**Registered Office: 105, 1st Floor, Barodia Tower, Plot No. 12, D Block, Central Market, Prashant Vihar, New Delhi
110085*(Rupees in Lakhs)*

Cash Flow Statement for the year ended 31st March 2022			
Sr.No.	Particulars	Year ended 31st March, 2022	Year ended 31st March, 2021
A)	Cash flow from operating activities		
	Profit before taxation	5.04	(33.54)
	Adjustment for :		
	Depreciation and amortisation	6.34	7.65
	Finance cost	1.12	0.82
	Interest income	-	-
	Operating profit/(loss) before working capital changes	12.51	(25.08)
	Adjustment for :		
	Increase/ (Decrease) in trade payables and other liabilities	(72)	(8.09)
	Decrease/ (Increase) in inventories	-	-
	Decrease/ (Increase) in trade receivables and other assets	47.75	38.76
	Cash Generated from operations	(11.75)	5.60
	Taxes paid (net)	(0.79)	0.20
	Net cash flow from/(used in) operating activities (A)	(12.54)	5.80
B)	Cash from investing activities		
	Purchase of property, plant and equipment	-	-
	Realization from advance against property	-	-
	Interest income	-	-
	Net cash used in investing activities (B)	-	-
C)	Cash flow from financing activities		
	Proceeds from long-term borrowings	(4.21)	(3.95)
	Proceeds from short-term borrowings	25.04	2.05
	Finance cost paid	(1.12)	(0.82)
	Net cash flow from financing activities (C)	19.70	(2.71)
D)	Net increase/ (decrease) in cash and cash equivalents (A+B+C)	7.16	3.08
E)	Cash and cash equivalents as at the beginning of the year	13.97	10.89
F)	Cash and cash equivalents as at the end of the year	21.13	13.97
	Balance with banks	21.13	1.54
	Cash in hand	-	12.43
	Total	21.13	13.97

For and on behalf of the board of
Vaksons Automobiles Limited

Satender Kumar Jain

Director

DIN : 02734794

Place : Haryana

Date : 26th May 2022

VAKSON AUTOMOBILES LIMITED

CIN: L51502DL2003PLC119052

Registered Office: 105, 1st Floor, Barodia Tower, Plot No. 12, D Block, Central Market, Prashant Vihar, New Delhi 110085

Statement of Consolidated Audited Financial Results for the Quarter and Year Ended 31.03.2022

Particulars		Quarter Ended			Year Ended	
		31-03-2022	31-03-2021	31-12-2021	31-03-2022	31-03-2021
A	Date of start of reporting period	01-01-2022	01-01-2021	01-10-2021	01-04-2021	01-04-2020
B	Date of end of reporting period	31-03-2022	31-03-2021	31-12-2021	31-03-2022	31-03-2021
C	Whether results are audited or unaudited	Audited	Audited	Unaudited	Audited	Audited
(Rupees in Lakhs)						
Part I						
I	Revenue From Operations					
	Net sales or Revenue from Operations	18.07	163.92	12.80	97.78	578.11
II	Other Income	12.81	0.29	-	12.61	34.27
III	Total Revenue (I + II)	30.88	164.22	12.80	110.58	612.38
IV	Expenses					
(a)	Cost of materials consumed	-	89.63	-	-	89.63
(b)	Purchases of stock-in-trade	5.22	97.09	-	62.24	400.32
(c)	Changes in inventories of finished goods, work-in-progress and stock-in-trade	-	-	-	-	-
(d)	Employee benefit expense	1.39	1.51	2.80	5.19	1.87
(e)	Finance Costs	1.59	9.03	0.05	1.48	44.24
(f)	Depreciation and amortisation expense	5.35	13.97	2.68	10.70	13.97
(g)	Other Expenses	13.49	33.76	5.77	29.38	122.01
	Total expenses	27.04	244.99	11.29	109.00	672.04
V	Profit (loss) before Exceptional and Extraordinary Items and tax (III-IV)	3.84	(80.77)	1.51	1.58	(59.66)
VI	Exceptional Items					
VII	Share of Profit/(Loss) of Associates					
VIII	Profit (loss) before Tax (VII-VIII)	3.84	(80.77)	1.51	1.58	(59.66)
X	Tax Expense					
(a)	Current Tax				0.79	
	(Less):- MAT Credit					
	Current Tax Expense Relating to Prior years					
(b)	Deferred Tax (Asset)/Liabilities				0.16	(0.23)
XI	Net Profit/Loss for the period from Continuing Operations (IX-X)	3.84	(80.77)	1.51	0.63	(59.43)
XII	Profit (Loss) from Discontinuing Operations					
XIII	Tax Expenses of Discontinuing Operations					
XIV	Net Profit (Loss) from Discontinuing Operations after tax (XII-XIII)	-	-	-	-	-
XV	Profit (Loss) for the period (XI+XIV)	3.84	(80.77)	1.51	0.63	(59.43)
XVI	Other Comprehensive Income					
a. i)	Amount of item that will not be reclassified to profit or loss					
ii)	Income tax relating to items that will not be reclassified to profit or loss					
b i)	Item that will be reclassified to profit or loss					
ii)	Income tax relating to items that will be reclassified to profit or loss					
XVII	Total Comprehensive income	-	-	-	-	-
	Total Comprehensive income (Comprising Profit for the Period (After tax) and Other comprehensive Income] (XV+XVII)	3.84	(80.77)	1.51	0.63	(59.43)
XVIII	Details of equity share capital					
	Paid-up equity share capital (Face Value of Rs. 10/- per equity share)	1,235.75	1,235.75	1,235.75	1,235.75	1,235.75
	Face value of equity share capital (Per Share)	Rs. 10/-	Rs. 10/-	Rs. 10/-	Rs. 10/-	Rs. 10/-
XIX	Reserves excluding revaluation reserve as per Balance Sheet					
XX	Earnings per share (Not Annualized for the Quarter and Year ended)	0.03	(0.65)	0.01	0.01	(0.48)
(a)	Earnings per share Continuing Operation (Not Annualised for the Quarter and Year ended)					
	Basic earnings per share before extraordinary items	0.03	(0.65)	0.01	0.01	(0.48)
	Diluted earnings per share before extraordinary items	0.03	(0.65)	0.01	0.01	(0.48)
(b)	Earnings per share Discontinuing Operation (Not Annualised for the Quarter and Year ended)					
	Basic earnings per share after extraordinary items	-	-	-	-	-
	Diluted earnings per share after extraordinary items	-	-	-	-	-
(c)	Earnings per share (Not Annualised for Year ended)					
	Basic earnings per share before extraordinary items	0.03	(0.65)	0.01	0.01	(0.48)
	Diluted earnings per share before extraordinary items	0.03	(0.65)	0.01	0.01	(0.48)

Notes:-

Notes to consolidated audited financials results for the year ended March 31, 2022.

1	These results have been prepared in accordance with the Indian Accounting Standards (referred to as "Ind AS") 34 interim Financial Reporting prescribed under Section 133 of the Companies Act, 2013 read with Companies (Indian Accounting Standards) Rules as amended from time to time.
2	The company has been migrated from the SME platform of Bse to main board on 13th October 2021 and hence these results have been prepared by adopting the Indian Accounting Standard.
3	The company has adopted Indian Accounting Standards (IND-AS) notified under section 133 of Companies Act, 2013 ("the Act") read with Companies (Indian Accounting Standard) Rules 2015, from April 01, 2021 and the effective date of such transition is April 01, 2020, such transition has been carried out from the erstwhile Accounting Standard notified under the Act, (collectively referred to as previous GAAP)
4	The Audit Committee has reviewed the above results and the Board of Directors has approved the above results and its release at their respective meetings held on May 26, 2022
5	The IND-AS Compliant financial results pertaining to the year to end on March 31, 2022 have not been subject to Limited Review by the Statutory Auditors. However, the Management has exercised necessary due diligence to ensure that such financial results provide a true and fair view of its affairs.
6	As required by para 32 of IND AS 101, there is no change in the figures reported under the previous GAAP and IND-AS is as under.
7	The Company has single reportable business segment. Hence, no separate information for segment wise disclosure is given in accordance with the requirements of Indian Accounting Standard (Ind AS) 108 - "Operating Segments".
8	The figures for the corresponding previous period have been regrouped/ reclassified wherever necessary, to make them comparable.
9	The outbreak of Coronavirus (COVID-19) pandemic globally and in India is causing significant slow disturbance and slowdown of economic activity. The company has evaluated impact of this pandemic on its business operations and based on its review and current indicators for future economic conditions, there is no significant impact on its financial results.
10	The aforesaid Quarterly and Yearly Financial Results are also being disseminated on the website of the Company i.e. (https://vaksonautomobiles.com/investor-relations.php)

Place :- Haryana
Date :- 26th May 2022

For and on behalf of the board
Vaksons Automobile Limited


Satender Kumar Jain
Director
DIN : 02734794

VAKSON AUTOMOBILES LIMITED


CIN: L51502DL2003PLC119052

Registered Office: 105, 1st Floor, Barodia Tower, Plot No. 12, D Block, Central Market, Prashant Vihar,
New Delhi 110085

Consolidated Balance Sheet as at 31st March, 2022

(Rupees in Lakhs)

Particulars	As at 31st March, 2022	As at 31st March, 2021
ASSETS		
Non-current assets		
(a) Property, plant and equipment	512.76	523.47
(b) Capital work-in-progress	40.31	40.31
(c) Financial assets		
(i) Investments	-	-
(c) Other non-current asset	0.25	0.25
(d) Deferred Tax Assets		
Total non-current assets	553.32	564.03
Current assets		
(a) Inventories	-	-
(b) Financial assets		
(i) Trade receivables	200.56	360.72
(ii) Cash and cash equivalents	27.63	25.26
(iii) Other financial asset	-	-
(c) Other current assets	410.06	415.44
Total current assets	638.26	801.43
TOTAL ASSETS	1,191.58	1,365.46
EQUITY AND LIABILITIES		
Equity		
(a) Equity share capital	1,052.05	657.53
(b) Other equity	(543.52)	(149.63)
Total equity	508.53	507.90
Non-current liabilities		
(a) Financial liabilities		
(i) Borrowings	15.57	23.42
(b) Deferred tax liability	6.65	6.49
Total non current liabilities	22.23	29.91
Current liabilities		
(a) Financial liabilities		
(i) Borrowings	254.83	222.06
(ii) Trade payable		
1. Dues of micro enterprises and small enterprises	-	-
2. Dues of creditor other than micro enterprises and small enterprises	256.81	573.89
(iii) Other financial liabilities	-	-
(b) Other current liabilities	149.19	31.69
Total current liabilities	660.83	827.64
TOTAL EQUITY AND LIABILITIES	1,191.58	1,365.46

For and on behalf of the board
Vaksons Automobile LimitedPlace : Haryana
Date : 26th May 2022
Satender Kumar Jain
Director
DIN : 02734794

VAKSON AUTOMOBILES LIMITED


CIN: L51502DL2003PLC119052

Registered Office: 105, 1st Floor, Barodia Tower, Plot No. 12, D Block, Central Market, Prashant Vihar, New Delhi 110085

Consolidated Cash Flow Statement for the year ended 31st March 2022

(Rupees in lakhs)

S.No.	Particulars	Year ended 31st March, 2022	Year ended 31st March, 2021
A)	Cash flow from operating activities		
	Profit before taxation	1.58	(59.66)
	Adjustment for :		
	Depreciation and amortisation	10.70	13.97
	Finance cost	1.48	44.24
	Interest income	-	-
	Operating profit/(loss) before working capital changes	13.77	(1.45)
	Adjustment for :		
	Increase/ (Decrease) in trade payables and other liabilities	(199.58)	(51.23)
	Decrease/ (Increase) in inventories	-	89.63
	Decrease/ (Increase) in trade receivables and other assets	165.53	248.08
	Cash Generated from operations	(20.28)	285.02
	Taxes paid (net)	(0.79)	0.16
	Net cash flow from/(used in) operating activities (A)	(21.06)	285.19
B)	Cash from investing activities		
	Purchase/Sale of property, plant and equipment		-
	Realization from advance against property	-	-
	Interest income	-	-
	Net cash used in investing activities (B)	-	-
C)	Cash flow from financing activities		
	Proceeds from long-term borrowings	(7.85)	(11.21)
	Proceeds from short-term borrowings	32.77	(221.44)
	Finance cost paid	(1.48)	(44.24)
	Net cash flow from financing activities (C)	23.43	(276.89)
D)	Net increase/ (decrease) in cash and cash equivalents (A+B+C)	2.37	8.30
E)	Cash and cash equivalents as at the beginning of the year	25.26	16.97
F)	Cash and cash equivalents as at the end of the year	27.63	25.26
	Component of cash and cash equivalents		
	Balance with banks	21.40	4.34
	Cash in hand	6.24	20.93
	Total	27.63	25.26

For and on behalf of the board
Vaksons Automobile LimitedSatender Kumar Jain
Director
DIN : 02734794Place : Haryana
Date : 26th May 2022